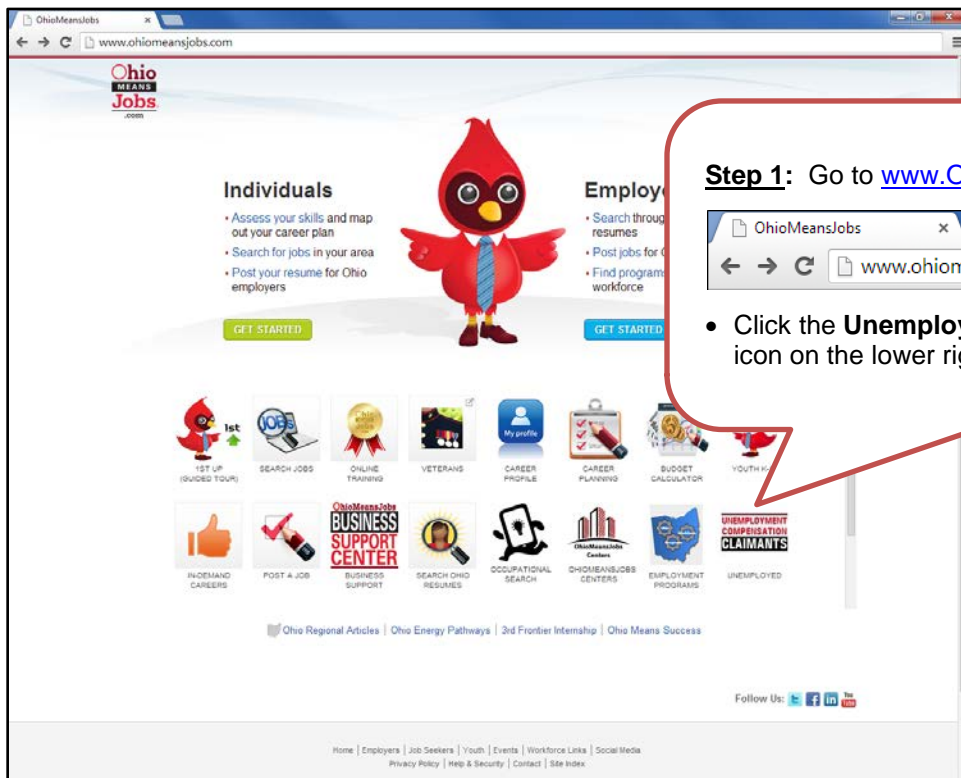
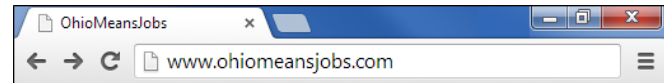


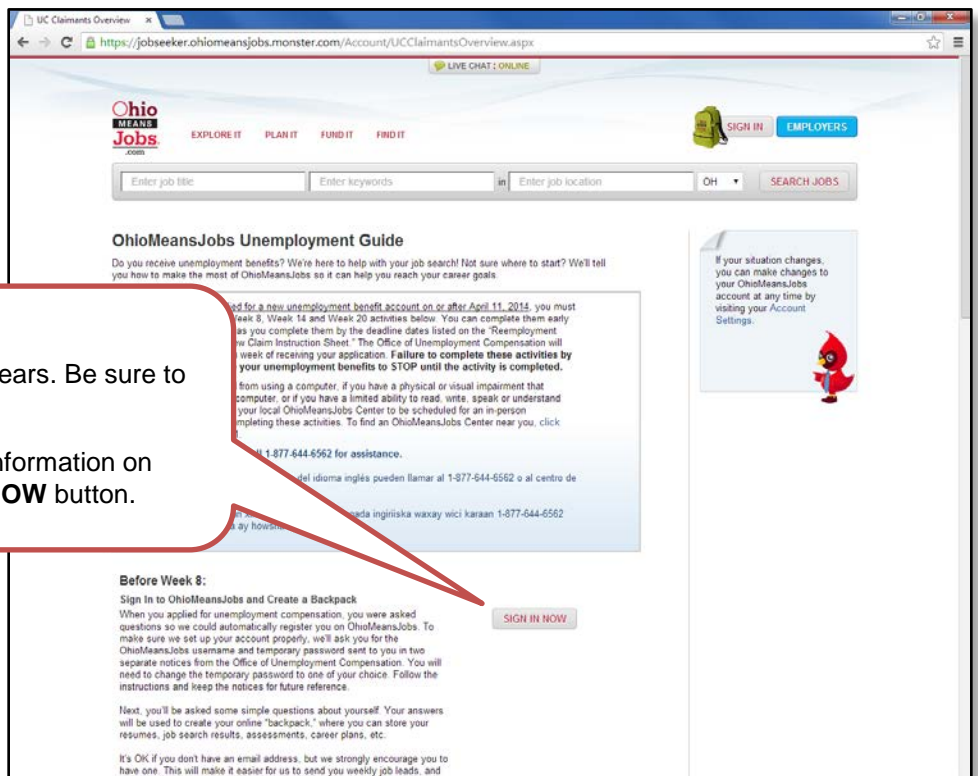
Ohio Department of Job and Family Services Accessing OhioMeansJobs.com and Logging Into Your New Account



Step 1: Go to www.OhioMeansJobs.com



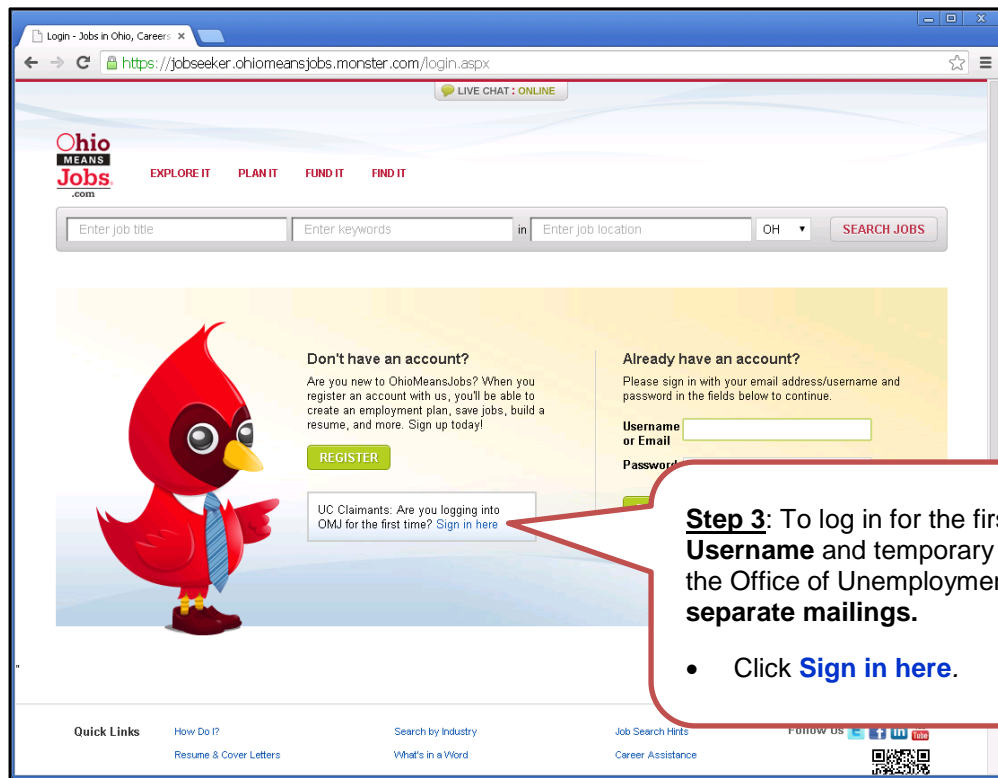
- Click the **Unemployment Compensation Claimants** icon on the lower right side of the screen.



Step 2: The OhioMeansJobs **Unemployment Guide** screen appears. Be sure to review the entire page.

- After you have reviewed all the information on this page, click on the **SIGN IN NOW** button.

Ohio Department of Job and Family Services Accessing OhioMeansJobs.com and Logging Into Your New Account



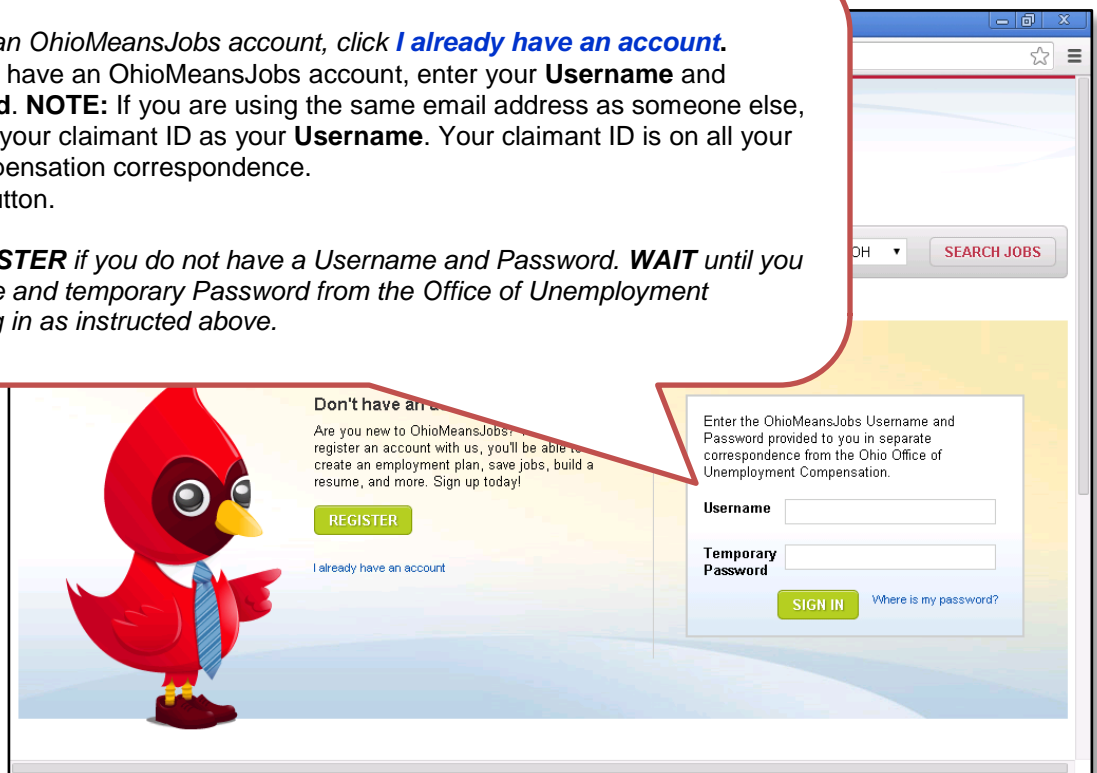
Step 3: To log in for the first time, you'll need the **Username** and temporary **Password** sent to you from the Office of Unemployment Compensation in **two separate mailings**.

- Click **Sign in here**.

Step 4: Log in

- If you already have an OhioMeansJobs account, click **I already have an account**.
- If you do not already have an OhioMeansJobs account, enter your **Username** and temporary **Password**. **NOTE:** If you are using the same email address as someone else, you will need to use your claimant ID as your **Username**. Your claimant ID is on all your unemployment compensation correspondence.
- Click the **SIGN IN** button.

DO NOT CLICK REGISTER if you do not have a Username and Password. **WAIT** until you receive your Username and temporary Password from the Office of Unemployment Compensation, and log in as instructed above.



Ohio Department of Job and Family Services
Accessing OhioMeansJobs.com and Logging Into Your New Account

https://jobseeker.ohiomeansjobs.monster.com/Password/UCPassword.aspx?rp=100010C848A318EF480FACE48CEFF5

LIVE CHAT: ONLINE

Ohio MEANS Jobs.com

EXPLORE IT PLAN IT FUND IT FIND IT

SIGN IN EMPLOYERS

Enter job title Enter keywords in Enter job location OH SEARCH JOBS

Login Information

Password: A Minimum of 8 and Maximum of 20 characters. A combination of upper and lower case letters. At least one number. At least one symbol (@#\$%^&*).

Re-enter Password:

In case you forget your password...

Choose a Secret Question: - SELECT -

Your Answer:

SUBMIT

Before your OhioMeansJobs.com account can be completed, please answer a couple of additional questions.

Step 5: Change your temporary Password.

- Your **Password** must:
 - Be at least 8 characters but no more than 20 characters.
 - Have at least one capital letter but not all capital letters.
 - Have at least one number and at least one symbol (such as !@#\$%^&*).
- Enter your new **Password** and then re-enter it.
- **If you forget your password**, click the drop-down box to **Choose a Secret Question and Answer**.
- Click the **SUBMIT** button.

Login - Jobs in Ohio, Career: x

https://jobseeker.ohiomeansjobs.monster.com/login.aspx?uc=1

LIVE CHAT: ONLINE

FIND IT

words in Enter job location OH SEARCH JOBS

Thanks! Your password has been set.

Please sign in with your email address/username and password in the fields below to continue.

Username or Email

Password

SIGN IN [Forgot Password?](#)

Quick Links [How Do I?](#) [Search by Industry](#) [Job Search Hints](#) [Follow Us](#)

[Resume & Cover Letters](#) [What's in a Word](#) [Career Assistance](#)

Facebook LinkedIn YouTube

QR Code

Step 6: Look for the Thanks! Your password has been set message.

- Enter your **Username** (or **Email** address) and your new **Password**.
- Click the **SIGN IN** button.

Ohio Department of Job and Family Services Accessing OhioMeansJobs.com and Logging Into Your New Account

Ohio MEANS Jobs .com EXPLORE IT PLAN IT FUND IT FIND IT

Enter job title Enter keywords in Enter job location OH SEARCH JOBS

Create Account

Login & Email * Required information

To set up your account, we'll need you to enter your login information. You'll use this information each time you want to log in to OhioMeansJobs.

*Email Address: johndoe@jfs.ohio.gov

*Reenter Email Address: johndoe@jfs.ohio.gov

*Password:

*Re-enter Password:

A Minimum of 8 and Maximum of 20 characters.
A combination of upper and lower case letters.
At least one number.
At least one symbol (!@#%\$%^&*).

I agree to OhioMeansJobs terms and conditions.

Basic Information

Salutation: Select

*First Name: John

Middle Name:

*Last Name: Doe

[Need help?](#)

Step 7: Complete the **Create Account** information. If you were registered by the Office of Unemployment Compensation, you will find that some of the information has already been completed for you.

- Fill in the required fields. Required fields have a red asterisk *.
- Click **CREATE ACCOUNT** at the bottom of the screen.

Ohio MEANS Jobs .com EXPLORE IT PLAN IT FUND IT FIND IT

John Doe BACKPACK

Enter job title Enter keywords in Enter job location OH SEARCH JOBS

Career Plans

Now that you've created your account, please answer a few questions about your future career plans. This helps us determine the best way to help you achieve them.

*What are your future employment plans?

Seek immediate full-time employment in my current field

Seek immediate full-time employment in a new field

Seek immediate part-time employment in my current field

Seek immediate part-time employment in a new field

Attend school/training

Obtain additional certification

I already have a job lined up

Start my own business

Retirement/leaving the workforce

Undecided

Other

*Where do you look to find employment opportunities? (Choose)

OhioMeansJobs.com

Newspapers

Facebook

Twitter

LinkedIn

Other

*Would you like assistance with any of the following?

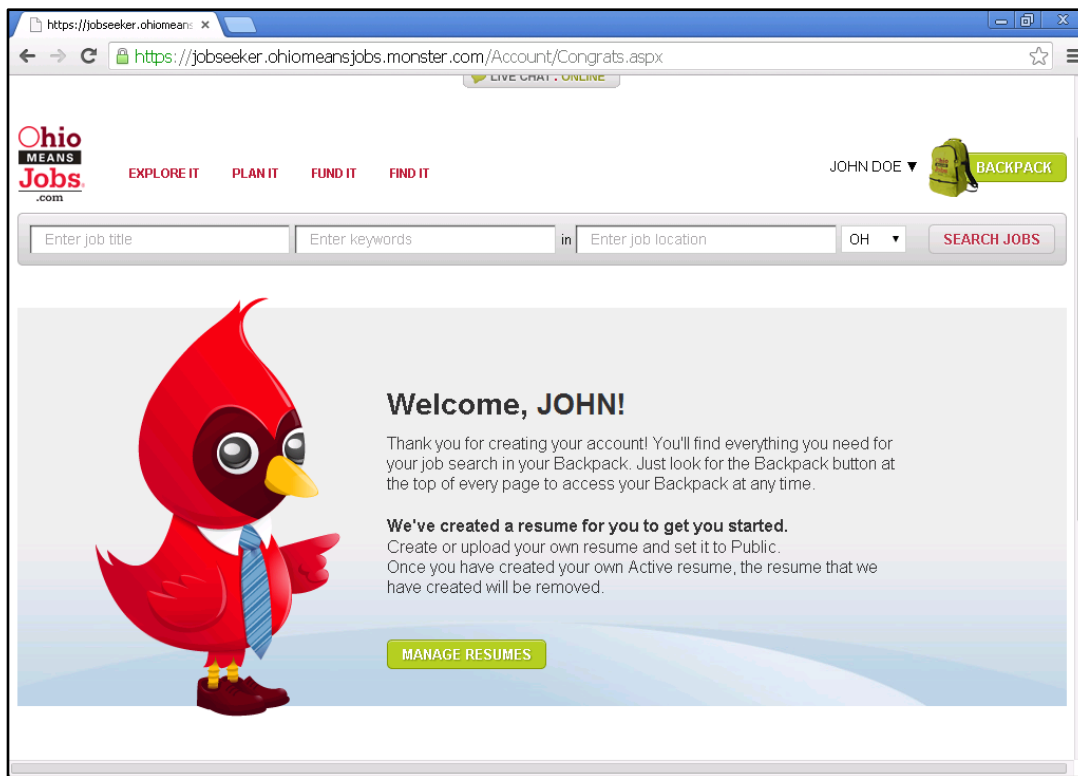
I am not interested in receiving assistance

Use this section of your account to review and update information about your future career plans.

Step 8: Complete the **Career Plans** screen.

- Answer questions to help determine your future career plans
- Click **SAVE AND CONTINUE**.

Ohio Department of Job and Family Services
Accessing OhioMeansJobs.com and Logging Into Your New Account



Congratulations! You have successfully set up your account with OhioMeansJobs.com!

Would you like to continue in OhioMeansJobs.com and complete your 8th week reemployment activity? This requires you either to upload an existing resume or create a new resume using the "Resume Builder" feature. If so, click on "Manage Resumes" and refer to the desk aid titled "Creating or Uploading a Resume in OhioMeansJobs."

If you are ready to leave OhioMeansJobs.com, simply click on your name (beside your Backpack), then the down arrow and then "Sign Out."